



**Better Opportunities
for Single Soldiers**

BOSS VMIS Help Packet



**Better Opportunities
for Single Soldiers**

Table of Contents

[Registering for VMIS – 3](#)

[Adding Daily Hours – 26](#)

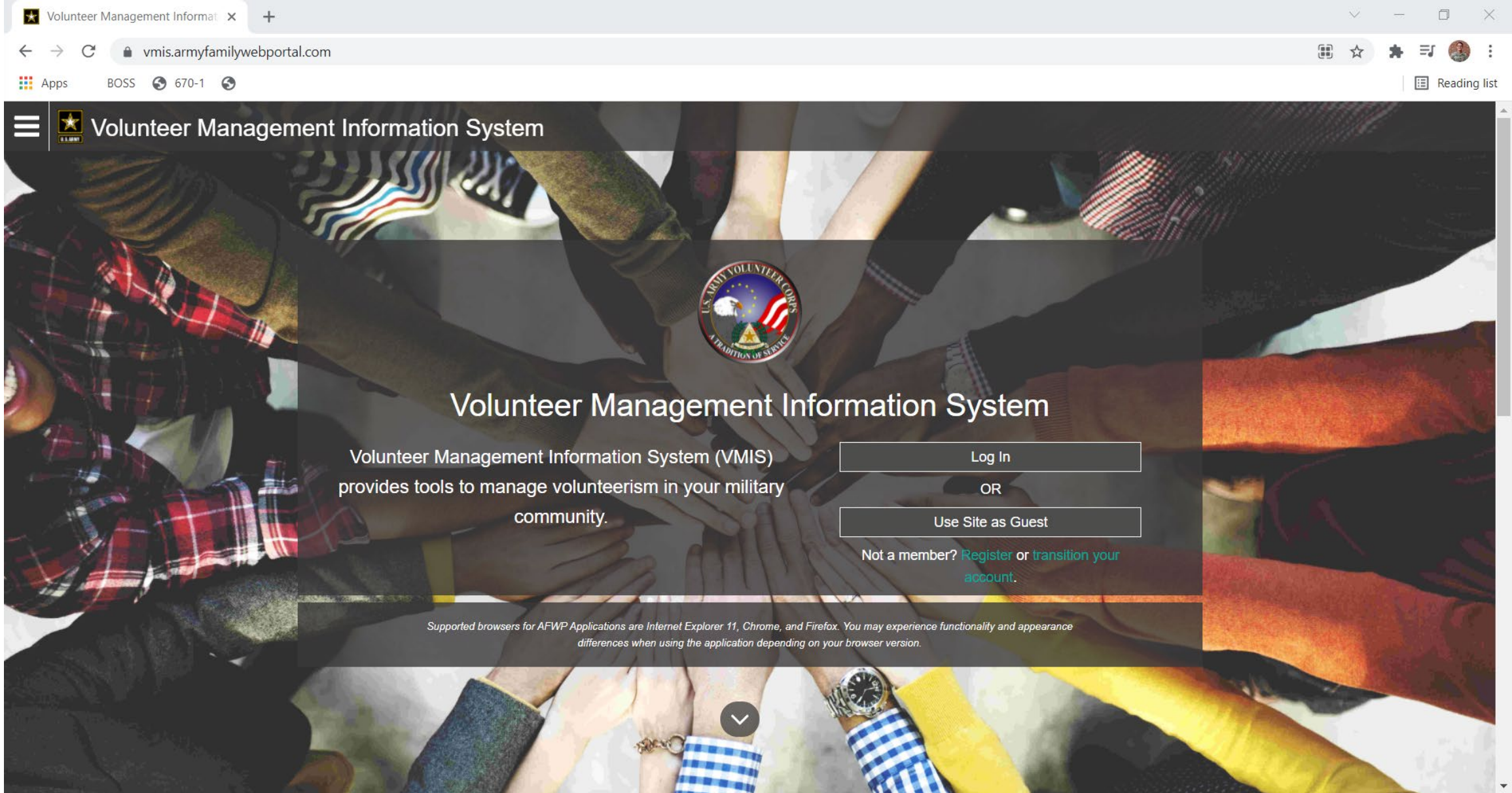
[Adding Period Hours – 42](#)

[Pulling Hours History Report - 53](#)



**Better Opportunities
for Single Soldiers**

Registering for VMIS



Log onto <https://vmis.armyfamilywebportal.com/>

Volunteer Management Information System

U.S. ARMY VOLUNTEER CORPS
A TRADITION OF SERVICE

Volunteer Management Information System

Volunteer Management Information System (VMIS)
provides tools to manage volunteerism in your military
community.

Log In

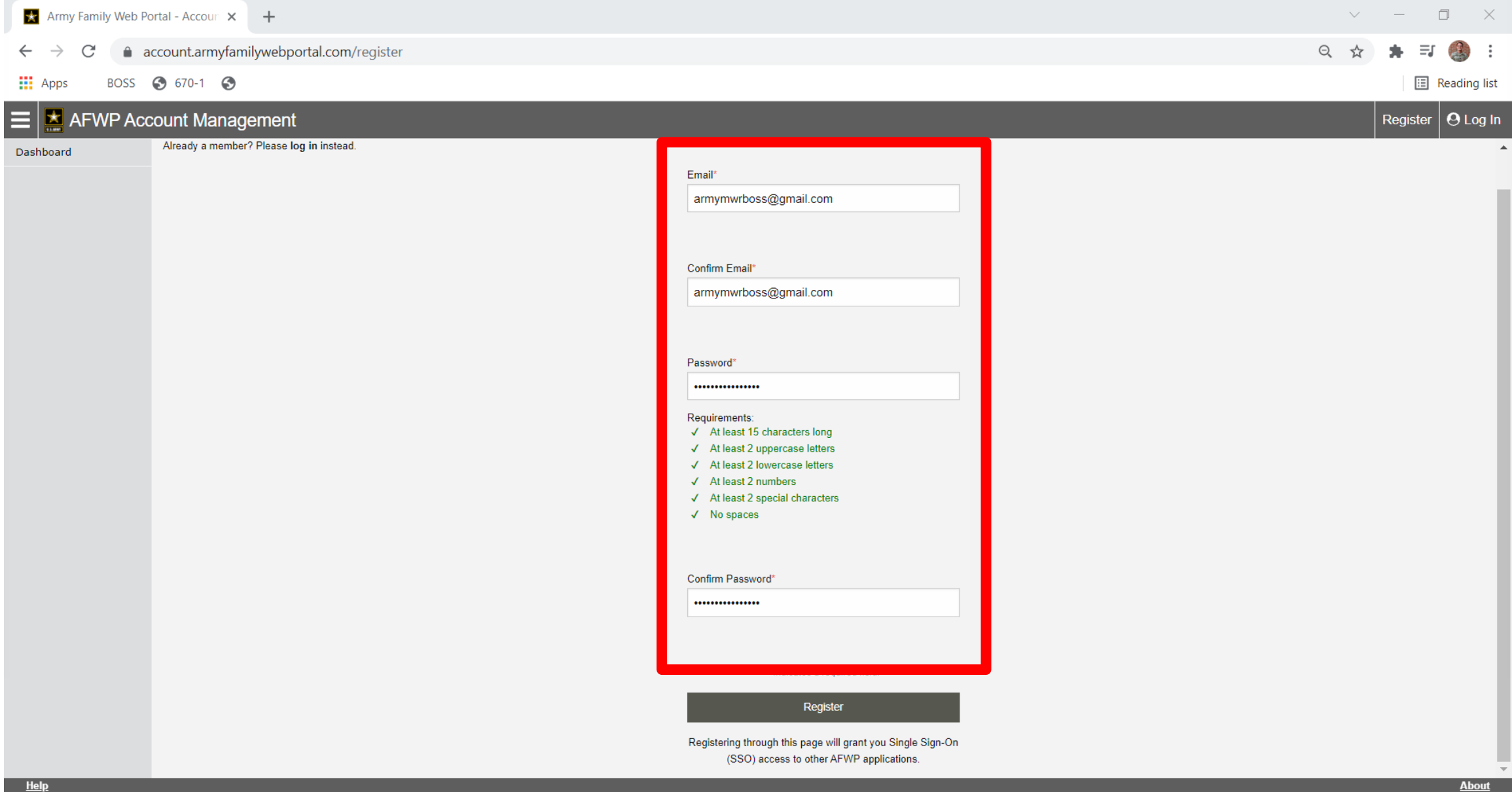
OR

Use Site as Guest

Not a member? [Register](#) or [transition your account.](#)

Supported browsers for AFWP Applications are Internet Explorer 11, Chrome, and Firefox. You may experience functionality and appearance differences when using the application depending on your browser version.

Click Register, located under “use site as a guest”



Plug in a email and password.

This can be a Personal Email, or your Government Email.

Army Family Web Portal - Account Management

account.armyfamilywebportal.com/register

Apps BOSS 670-1

AFWP Account Management Register Log In

Dashboard Already a member? Please log in instead.

Email*
armymwrboss@gmail.com

Confirm Email*
armymwrboss@gmail.com

Password*
.....

Requirements:
✓ At least 15 characters long
✓ At least 2 uppercase letters
✓ At least 2 lowercase letters
✓ At least 2 numbers
✓ At least 2 special characters
✓ No spaces

Confirm Password*
.....

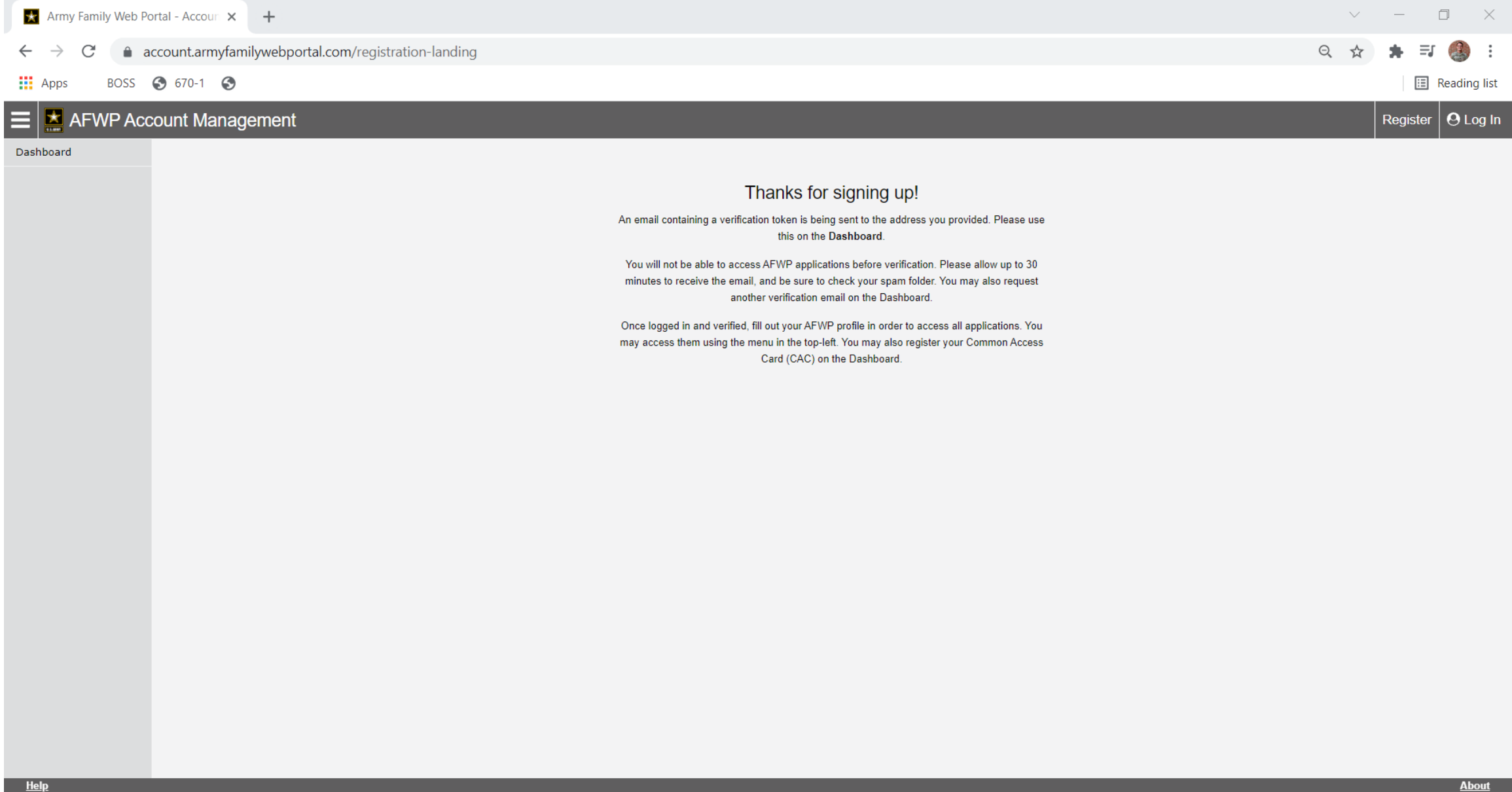
* Indicates a required field.

Register

Registering through this page will grant you Single Sign-On (SSO) access to other AFWP applications.

Help About

Click “Register”



You will be prompted to go get a “verification token” from your email.

AFWP Account Registered - army x

mail.google.com/mail/u/0/?tab=rm&ogbl#inbox/FMfcgzGllkXsddXVFGgKmFTTrMSCTPggbf

Gmail Search mail

Compose

Inbox 4

Starred

Snoozed

Sent

Drafts

More

Meet

New meeting

Join a meeting

Hangouts

BOSS

AFWP Account Registered Inbox x

no-reply@armyfamilywebportal.com
to me

10:14 AM (1 minute ago)

Hello,

Thank you for registering your account for Army Family Web Portal. In order to access the AFWP systems, please use the following token **1234** verify your account <https://account.armyfamilywebportal.com/verify>. It is valid until Oct 21, 2021.

Sincerely,
The Army Family Web Portal Team

Reply Forward

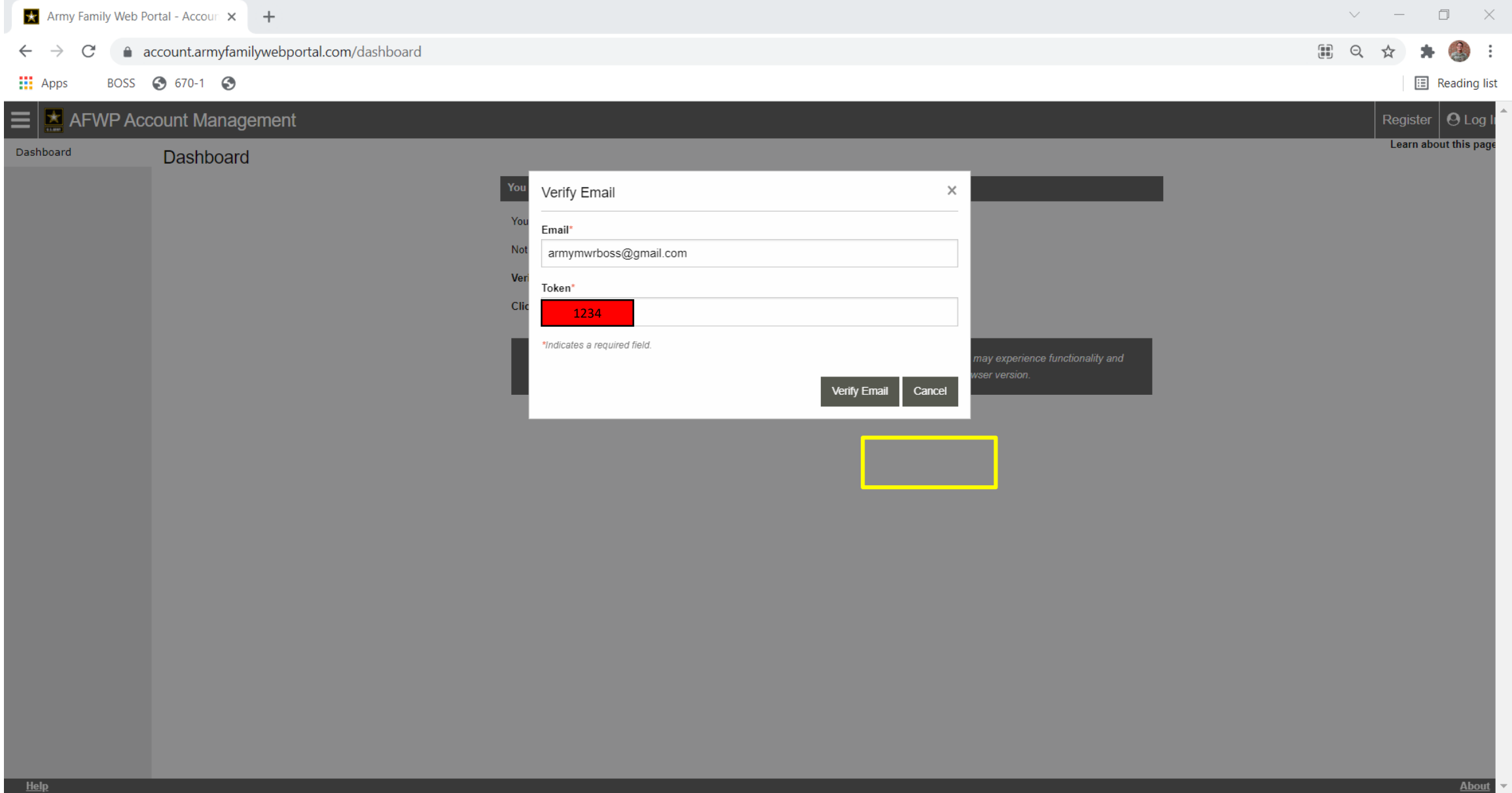
No recent chats

Enable desktop notifications for Gmail. OK No thanks X

Logon onto your Email, and get the token

The screenshot shows a web browser window with the URL account.armyfamilywebportal.com/dashboard. The page title is "AFWP Account Management". The main content area displays a message: "You Must Login First". Below this, it states "You must log in to access this application." and "Not a member? Register a new account." A red box highlights the text "Verify your new account with a token or Request Verification Email." Below this, there is a link "Click here to enter your Reset Password Token." At the bottom of the message box, it says "Supported browsers for AFWP Applications are Internet Explorer 11, Chrome, and Firefox. You may experience functionality and appearance differences when using the application depending on your browser version." The page also has a "Help" link in the bottom left and an "About" link in the bottom right.

Go to <https://account.armyfamilywebportal.com/dashboard> and click
“Verify”



Plug in your email and the token and click “Verify”

The screenshot shows a web browser window with the URL account.armyfamilywebportal.com/dashboard. The page title is "AFWP Account Management". In the top right corner, there are links for "Register" and "Log In", and a "Learn about this page" link below them. The main content area displays a message: "You Must Login First". Below this, it says "You must **log in** to access this application." The words "log in" are highlighted with a red square. Further down, it asks "Not a member? Register a new account." and provides instructions to "Verify your new account with a token or Request Verification Email." and "Click here to enter your Reset Password Token." At the bottom of the message box, it lists supported browsers: "Supported browsers for AFWP Applications are Internet Explorer 11, Chrome, and Firefox. You may experience functionality and appearance differences when using the application depending on your browser version." The footer contains "Help" on the left and "About" on the right.

You will then be taken back to the “dashboard” click the “log on” up top

Login - CAS - Central Authentica x +

sso.armyfamilywebportal.com/cas/login?service=https%3A%2F%2Faccount.armyfamilywebportal.com


Apps BOSS 670-1 Reading list

Army Family Web Portal: Login

[← Back](#)


Welcome to the AFWP Login page! Provide your AFWP email and password to access the suite of AFWP systems (for example, ARC and VMIS). For more information, FAQs, and access to the Help Desk, visit the [AFWP Resource Center](#).

Enter your Email and Password

 [Don't have an account? Register here.](#)

Email:

Password:

 [Need to reset your password?](#)

YOU ARE ACCESSING A U.S. GOVERNMENT (USG) INFORMATION SYSTEM (IS) THAT IS PROVIDED FOR USG-AUTHORIZED USE ONLY. By using this IS (which includes any device attached to this IS), you consent to the following conditions:

The USG routinely intercepts and monitors communications on this IS for purposes including, but not limited to, penetration testing, COMSEC monitoring, network operations and defense, personnel misconduct (PM), law enforcement (LE), and counterintelligence (CI) investigations.

At any time, the USG may inspect and seize data stored on this IS.

Communications using, or data stored on, this IS are not private, are subject to routine monitoring, interception, and search, and may be disclosed or used for any USG-authorized purpose.

This IS includes security measures (e.g., authentication and access controls) to protect USG interests--not for your personal benefit or privacy.

Notwithstanding the above, using this IS does not constitute consent to PM, LE or CI investigative searching or monitoring of the content of privileged communications, or work product, related to personal representation or services by attorneys, psychotherapists, or clergy, and their assistants. Such communications and work products are private and confidential. See User Agreement for details.

Use of this system constitutes consent to monitoring for all lawful purposes.

By clicking the Login button, you agree to comply with the Terms of Use agreement.

ATTENTION: If you need to connect your Common Access Card (CAC), first ensure it is inserted before opening your browser. Then, when logging in, select the relevant certificate and enter your PIN. On the SSO page, enter your email and password (because your CAC is not yet connected). Finally, on the Account Management Dashboard page click Connect my CAC.

ATTENTION: When you are finished using all of your AFWP

[Privacy - Terms](#)

Enter your “username” and “password” and click “Login” and you will be taken back to the dashboard

The screenshot shows a web browser window with the URL account.armyfamilywebportal.com/dashboard. The page title is "AFWP Account Management". In the top left corner, there is a hamburger menu icon (three horizontal lines) which is highlighted with a red box. Below the menu icon, a list of application categories is displayed, with the "Volunteer Management Information System" option highlighted by a red box. The main content area is titled "Log-In Information" and contains a form with fields for "Email" (armymwrboss@gmail.com) and "Password" (masked with asterisks). Below the login form is a section for "Common Access Card (CAC) Connection" with a "Connect my CAC" button. The footer of the page shows the URL <https://vmis.armyfamilywebportal.com> and an "About" link.

Apps BOSS 670-1

AFWP Account Management

- AFWP Resource Center
- Army Community Service Staff
- Issue Management System
- Online Learning Management System
- Virtual Soldier & Family Readiness Group
- Volunteer Management Information System**

Log-In Information

Changing these settings will update your account access for all AFWP applications using the AFWP Single Sign-On (SSO) feature.

Email armymwrboss@gmail.com

Password *****

Common Access Card (CAC) Connection

Connect your CAC to streamline access to the AFWP system. You must have opened your browser with your CAC inserted, selected the proper certificate, and entered your PIN before clicking this button. Close and reopen your browser completely (all windows and tabs) to re-enable these prompts on login if needed. Clicking the button multiple times will overwrite any previously connected CAC with the CAC currently inserted.

Connect my CAC

<https://vmis.armyfamilywebportal.com> [About](#)

In the top left click the 3 lines to open the menu, and select the “Volunteer Management Information System”

Volunteer Management Information System

U.S. ARMY VOLUNTEER CORPS
A TRADITION OF SERVICE

Volunteer Management Information System

Volunteer Management Information System (VMIS) provides tools to manage volunteerism in your military community.

[Log In](#)

OR

[Use Site as Guest](#)

Not a member? [Register](#) or [transition your account](#).

Supported browsers for AFWP Applications are Internet Explorer 11, Chrome, and Firefox. You may experience functionality and appearance differences when using the application depending on your browser version.

You will be taken back to the main “login” screen, click “Log In”

Login - CAS - Central Authentica x +

sso.armyfamilywebportal.com/cas/login?service=https%3A%2F%2Faccount.armyfamilywebportal.com


Apps BOSS 670-1 Reading list

Army Family Web Portal: Login

[← Back](#)


Welcome to the AFWP Login page! Provide your AFWP email and password to access the suite of AFWP systems (for example, ARC and VMIS). For more information, FAQs, and access to the Help Desk, visit the [AFWP Resource Center](#).

Enter your Email and Password

 [Don't have an account? Register here.](#)

Email:

Password:

 [Need to reset your password?](#)

YOU ARE ACCESSING A U.S. GOVERNMENT (USG) INFORMATION SYSTEM (IS) THAT IS PROVIDED FOR USG-AUTHORIZED USE ONLY. By using this IS (which includes any device attached to this IS), you consent to the following conditions:

The USG routinely intercepts and monitors communications on this IS for purposes including, but not limited to, penetration testing, COMSEC monitoring, network operations and defense, personnel misconduct (PM), law enforcement (LE), and counterintelligence (CI) investigations.

At any time, the USG may inspect and seize data stored on this IS.

Communications using, or data stored on, this IS are not private, are subject to routine monitoring, interception, and search, and may be disclosed or used for any USG-authorized purpose.

This IS includes security measures (e.g., authentication and access controls) to protect USG interests--not for your personal benefit or privacy.


Notwithstanding the above, using this IS does not constitute consent to PM, LE or CI investigative searching or monitoring of the content of privileged communications, or work product, related to personal representation or services by attorneys, psychotherapists, or clergy, and their assistants. Such communications and work products are private and confidential. See User Agreement for details.

Use of this system constitutes consent to monitoring for all lawful purposes.

By clicking the Login button, you agree to comply with the Terms of Use agreement.

ATTENTION: If you need to connect your Common Access Card (CAC), first ensure it is inserted before opening your browser. Then, when logging in, select the relevant certificate and enter your PIN. On the SSO page, enter your email and password (because your CAC is not yet connected). Finally, on the Account Management Dashboard page click Connect my CAC.

ATTENTION: When you are finished using all of your AFWP



Enter your “username” and “password” and click “Login” and you will be taken to the VMIS Main Page.

Army Family Web Portal - Account VMIS - Profile

vmis.armyfamilywebportal.com/profile

Apps BOSS 670-1 Reading list

Volunteer Management Information System

Dashboard Volunteer Opportunities AVCC Locator

AFWP Profile

You must fill out your User profile before proceeding.

**Indicates a required field.*

Personal Information

First Name* Cody

Middle Initial A

Last Name* Mackall

Date of Birth* 08/10/1992

Military Community* JBSA- Lackland

Demographic Information

Branch* Army

Component* Active

Disposition(s)* Service Member

Rank* E-6

Family Member

Retiree

DoD Civilian

FAQ Try VMIS Lite Chat now About

Fill in all of your Information

Army Family Web Portal - Account VMIS - Profile

vmis.armyfamilywebportal.com/profile

Apps BOSS 670-1 Reading list

Volunteer Management Information System

- Dashboard
- Volunteer**
- Opportunities
- AVCC Locator

Volunteer Profile

Contact Information

Preferred Contact Method* Email

Volunteer Email* armymwrboss@gmail.com

Primary Phone* 411-867-5309

Secondary Phone

Background

Work Experience

Volunteer Experience

Special Skills, Interests, and Hobbies

Preferences

Notifications

Receive Email Notifications

Save Cancel

FAQ Try VMIS Lite Chat now About

Click “save” at the bottom, and your page will refresh

Army Family Web Portal - Accour x VMIS - Profile x +

vmis.armyfamilywebportal.com/profile

Apps BOSS 670-1

Volunteer Management Information System

Dashboard

Volunteer

Service Log

Applications

Opportunities

Records

Service History

AVCC Locator

AFWP Profile

Profile updated successfully!

*Indicates a required field.

Personal Information

First Name* Cody

Middle Initial A

Last Name* Mackall

Date of Birth* 08/10/1992

Military Community* JBSA- Lackland

Demographic Information

Branch* Army

Component* Active

Disposition(s)* Service Member

Rank* E-6

Family Member

Retiree

DoD Civilian

DoD Contractor

FAQ Try VMIS Lite

Chat now

About

Time for us to find BOSS on your Specific Garrison, so we will click “opportunities” on the left hand side.

Army Family Web Portal - Account VMIS - Opportunities

vmis.armyfamilywebportal.com/volunteer/opportunities

Apps BOSS 670-1 Reading list

Volunteer Management Information System

Dashboard Volunteer Service Log Applications Opportunities Records Service History AVCC Locator

Opportunities

BOSS Search Filters

Retrieved 100 out of 1688 results

| Title | Application Status | Community | Organization | City | Region | Date Posted |
|---|--------------------|---------------|-----------------------------------|---------------|--------------------------|-------------|
| B Co Care Team | None | Fort Campbell | 2-327 INF BN, 1st BCT | Fort Campbell | Kentucky, United States | 15 Oct 2021 |
| 7th SFG GSB BN Informal Funds Custodian | None | Fort Campbell | 7th SFG GSB | Eglin AFB, FL | Florida, United States | 14 Oct 2021 |
| HHC Hellraiser SFRG Assistant | None | Fort Campbell | 39 BEB | Fort Campbell | Kentucky, United States | 13 Oct 2021 |
| General Volunteer | None | Fort Campbell | 31st MP Detachment (CID) | Fort Campbell | Kentucky, United States | 13 Oct 2021 |
| 194th Military Police Company General Volunteer | None | Fort Campbell | 716th MP BN | Fort Campbell | Tennessee, United States | 13 Oct 2021 |
| Administrative Assistant | None | Fort Campbell | Armed Services YMCA-Family Center | Fort Campbell | Kentucky, United States | 12 Oct 2021 |
| SFRG Assistant, HHC | None | Fort Campbell | 2-502 INF BN, 2nd BCT | Fort Campbell | Kentucky, United States | 6 Oct 2021 |
| SFRG Assistant, D Co | None | Fort Campbell | 2-502 INF BN, 2nd BCT | Fort Campbell | Kentucky, United States | 6 Oct 2021 |
| SFRG Assistant, C Co | None | Fort Campbell | 2-502 INF BN, 2nd BCT | Fort Campbell | Kentucky, United States | 6 Oct 2021 |
| SFRG Assistant, B Co | None | Fort Campbell | 2-502 INF BN, 2nd BCT | Fort Campbell | Kentucky, United States | 6 Oct 2021 |
| SFRG Assistant, A Co | None | Fort Campbell | 2-502 INF BN, 2nd BCT | Fort Campbell | Kentucky, United States | 6 Oct 2021 |
| SFRG Assistant, H Co | None | Fort Campbell | 2-502 INF BN, 2nd BCT | Fort Campbell | Kentucky, United States | 6 Oct 2021 |
| Group Fitness Instructor | None | Fort Campbell | Sports & Fitness | Fort Campbell | Kentucky, United States | 6 Oct 2021 |
| Board prep | None | Fort Campbell | HHB 101 ABN DIV | Fort Campbell | Kentucky, United States | 6 Oct 2021 |
| A Co Key Caller | None | Fort Campbell | 2-327 INF BN, 1st BCT | Fort Campbell | Kentucky, United States | 25 Sep 2021 |
| B/101 GE SFRG VOLUNTEERS | None | Fort Campbell | 101 CAB, 1-101 Aviation Regiment, | FORT CAMPBELL | Kentucky, United States | 21 Sep 2021 |
| B/101 GE SFRG ANGEL CARE TEAM | None | Fort Campbell | 101 CAB, 1-101 Aviation Regiment, | FORT CAMPBELL | Kentucky, United States | 21 Sep 2021 |
| B/101 GE SFRG FAMILY SPONSORSHIP COORDINATOR | None | Fort Campbell | 101 CAB, 1-101 Aviation Regiment, | FORT CAMPBELL | Kentucky, United States | 21 Sep 2021 |
| B/101 GE SFRG SECRETARY | None | Fort Campbell | 101 CAB, 1-101 Aviation Regiment, | FORT CAMPBELL | Kentucky, United States | 21 Sep 2021 |
| B/101 GE SFRG NEWSLETTER/PUBLICITY PERSON | None | Fort Campbell | 101 CAB, 1-101 Aviation Regiment, | FORT CAMPBELL | Kentucky, United States | 21 Sep 2021 |

FAQ Try VMIS Lite Chat now About

In the Search bar, input “BOSS” and click Search.

The screenshot shows a web browser window with the URL vmis.armyfamilywebportal.com/volunteer/opportunities. The page title is "Volunteer Management Information System". The left sidebar contains navigation options: Dashboard, Volunteer, Service Log, Applications, Opportunities, Records, Service History, and AVCC Locator. The main content area is titled "Opportunities" and features a search bar with the text "BOSS". Below the search bar, it says "Retrieved 4 results". A table lists the search results, with the first row highlighted in red:

| Title | Application Status | Community | Organization | City | Region | Date Posted |
|-----------------------------|--------------------|---------------|--------------------|---------------|--------------------------|-------------|
| BOSS Volunteer | None | Fort Campbell | BOSS | Ft. Campbell | Tennessee, United States | 27 Jun 2007 |
| Company BOSS Rep | None | Fort Campbell | 591st ENS CO, SOSI | Ft. Campbell | Kentucky, United States | 27 May 2007 |
| Installation BOSS Secretary | None | Fort Campbell | BOSS | Fort Campbell | Kentucky, United States | 22 Mar 2007 |
| Installation BOSS Treasurer | None | Fort Campbell | BOSS | Fort Campbell | Kentucky, United States | 22 Mar 2007 |

At the bottom of the page, there are links for "FAQ", "Try VMIS Lite", "Chat now", and "About".

You will select your specific position that you BOSS Team say to choose, for this tutorial I am selecting “BOSS Volunteer”

The screenshot shows the Army Family Web Portal interface. The main page is titled "Volunteer Management Information System" and displays a list of volunteer opportunities. A modal window titled "BOSS Volunteer - Details" is open, showing the following information:

| | |
|---------------------------|---------------------------|
| Posted Date | 27 June 2007 |
| Closed Date | |
| Community | Fort Campbell |
| Organization | BOSS |
| Position Type | Statutory |
| Opportunity Type | Ongoing Position |
| Background Check Required | No |
| Supervision Required | Yes |
| Duties | varies dependent on event |
| Qualifications | NA |
| Training | On Site |

At the bottom of the modal window, there are three buttons: "Print", "Apply" (highlighted with a red box), and "Cancel".

More information will show about that position, you will read it, and select “apply”

Army Family Web Portal - Account VMIS - Volunteer Application

vmis.armyfamilywebportal.com/volunteer/opportunities/apply/108158

Apps BOSS 670-1 Reading list

Volunteer Management Information System

Name Cody Mackall

Community Fort Campbell

Contact Information

Preferred Contact Method* Email

Volunteer Email* armymwrboss@gmail.com

Primary Phone* 419-677-1514

Secondary Phone

Background

Work Experience 1000

Volunteer Experience 1000

Special Skills, Interests, and Hobbies 1000

* Indicates a required field.

Apply Cancel

FAQ Try VMIS Lite Chat now About

Your “Volunteer Application” will populate, verify your information is correct, and select “apply” at the Bottom

The screenshot shows a web browser window with two tabs: "Army Family Web Portal - Account" and "VMIS - Volunteer Application". The address bar displays the URL: vmis.armyfamilywebportal.com/volunteer/opportunities/apply/108158. The page header includes "Volunteer Management Information System" and a user profile for "Cody". A left sidebar contains navigation options: Dashboard, Volunteer, Service Log, Applications, Opportunities, Records, Service History, and AVCC Locator. The main content area shows the application form for "Cody Mackall" at "Fort Campbell". The "Contact Information" section is active, with "Preferred Contact Method" set to "Email". A white pop-up dialog box is centered on the screen with the title "Application Received" and the message: "Thank you, Cody, for submitting an application for BOSS Volunteer." An "OK" button is located at the bottom right of the pop-up. At the bottom of the form, there are "Apply" and "Cancel" buttons. The footer contains links for "FAQ", "Try VMIS Lite", "Chat now", and "About".

You will get a pop-up that your “Application was Received”, let your BOSS Team know, and they will approve your Application.



**Better Opportunities
for Single Soldiers**

This Concludes Registering!



**Better Opportunities
for Single Soldiers**

Adding Daily Hours

Volunteer Management Information System

U.S. ARMY VOLUNTEER CORPS
A TRADITION OF SERVICE

Volunteer Management Information System

Volunteer Management Information System (VMIS) provides tools to manage volunteerism in your military community.

[Log In](#)

OR

[Use Site as Guest](#)

Not a member? [Register](#) or [transition your account](#).

Supported browsers for AFWP Applications are Internet Explorer 11, Chrome, and Firefox. You may experience functionality and appearance differences when using the application depending on your browser version.

Go to <https://vmis.armyfamilywebportal.com/> and click “Login”

Login - CAS - Central Authentica x +

sso.armyfamilywebportal.com/cas/login?service=https%3A%2F%2Faccount.armyfamilywebportal.com


Apps BOSS 670-1 Reading list

Army Family Web Portal: Login

[← Back](#)


Welcome to the AFWP Login page! Provide your AFWP email and password to access the suite of AFWP systems (for example, ARC and VMIS). For more information, FAQs, and access to the Help Desk, visit the [AFWP Resource Center](#).

Enter your Email and Password

 [Don't have an account? Register here.](#)

Email:

Password:

 [Need to reset your password?](#)

YOU ARE ACCESSING A U.S. GOVERNMENT (USG) INFORMATION SYSTEM (IS) THAT IS PROVIDED FOR USG-AUTHORIZED USE ONLY. By using this IS (which includes any device attached to this IS), you consent to the following conditions:

The USG routinely intercepts and monitors communications on this IS for purposes including, but not limited to, penetration testing, COMSEC monitoring, network operations and defense, personnel misconduct (PM), law enforcement (LE), and counterintelligence (CI) investigations.

At any time, the USG may inspect and seize data stored on this IS.

Communications using, or data stored on, this IS are not private, are subject to routine monitoring, interception, and search, and may be disclosed or used for any USG-authorized purpose.

This IS includes security measures (e.g., authentication and access controls) to protect USG interests--not for your personal benefit or privacy.


Notwithstanding the above, using this IS does not constitute consent to PM, LE or CI investigative searching or monitoring of the content of privileged communications, or work product, related to personal representation or services by attorneys, psychotherapists, or clergy, and their assistants. Such communications and work products are private and confidential. See User Agreement for details.

Use of this system constitutes consent to monitoring for all lawful purposes.

By clicking the Login button, you agree to comply with the Terms of Use agreement.

ATTENTION: If you need to connect your Common Access Card (CAC), first ensure it is inserted before opening your browser. Then, when logging in, select the relevant certificate and enter your PIN. On the SSO page, enter your email and password (because your CAC is not yet connected). Finally, on the Account Management Dashboard page click Connect my CAC.

ATTENTION: When you are finished using all of your AFWP



Enter your Username and Password and click “Logon” and you will be directed to your “Dashboard”

VMIS - Dashboard

vmis.armyfamilywebportal.com/dashboard

Apps BOSS 670-1

Volunteer Management Information System

Reading list Cody

Learn about this page

Dashboard

Volunteer

Service Log

Applications

Opportunities

Records

Service History

AVCC Locator

Notifications

Unread: 1 [Mark All Read](#) [Delete All](#)

- BOSS Volunteer Application Update 20 Oct 2021

My Volunteering

Log Hours

17 Oct to 23 Oct

| Position | S | M | T | W | T | F | S |
|----------------|---|---|---|---|---|---|---|
| BOSS Volunteer | | | | | | | |

Hours for October 2021

Certified: 0.00
Submitted: 0.00
Rejected: 0.00

On here you will see I have a “notification”

The screenshot shows a web browser window with the URL vmis.armyfamilywebportal.com/dashboard. The page title is "Volunteer Management Information System". The left sidebar contains navigation links: Dashboard, Volunteer, Service Log, Applications, Opportunities, Records, Service History, and AVCC Locator. The main content area has a "Notifications" section with one unread notification: "BOSS Volunteer Application Update" dated "20 Oct 2021". Below this is a "My Volunteering" section with a "Log Hours" table showing a "BOSS Volunteer" position. A white modal dialog box is open in the center, titled "BOSS Volunteer Application Update", with the message: "Your BOSS Volunteer application has been set to Approved. For more information contact Russell Lovelace." The "OK" button in the dialog is highlighted with a red square.

This tells me that the BOSS President “Approved” my application and I’m ready to log hours, Click okay to close this Window!

VMIS - Dashboard

vmis.armyfamilywebportal.com/dashboard

Apps BOSS 670-1

Volunteer Management Information System

Dashboard

Service Log

Applications

Opportunities

Records

Service History

AVCC Locator

Notifications

Unread: 1

BOSS Volunteer Application Update

20 Oct 2021

My Volunteering

Log Hours

| Position | S | M | T | W | T | F | S |
|----------------|---|---|---|---|---|---|---|
| BOSS Volunteer | | | | | | | |

Hours for October 2021

Certified: 0.00
Submitted: 0.00
Rejected: 0.00

FAQ Try VMIS Lite

Chat now

About

On the left side I will click “Service Log”

VMIS - Service Log

vmis.armyfamilywebportal.com/volunteer/service-log

Apps BOSS 670-1

Volunteer Management Information System

Dashboard Volunteer Service Log Applications Opportunities Records Service History AVCC Locator

Service Status: Active Position: BOSS: BOSS Volunteer

Period Hours: 0.00 Certified Hours: 0.00 Submitted Hours: 0.00 Rejected Hours: 0.00

October 2021

| Sunday | Monday | Tuesday | Wednesday | Thursday | Friday | Saturday |
|--------|--------|---------|-----------|----------|--------|----------|
| 26 | 27 | 28 | 29 | 30 | 1 | 2 |
| 3 | 4 | 5 | 6 | 7 | 8 | 9 |
| 10 | 11 | 12 | 13 | 14 | 15 | 16 |
| 17 | 18 | 19 | 20 | 21 | 22 | 23 |
| 24 | 25 | 26 | 27 | 28 | 29 | 30 |
| 31 | 1 | 2 | 3 | 4 | 5 | 6 |

FAQ Try VMIS Lite Chat now About

You will see a calendar of the current month populate

VMIS - Service Log

vmis.armyfamilywebportal.com/volunteer/service-log

Apps BOSS 670-1

Volunteer Management Information System

Dashboard Volunteer Service Log Applications Opportunities Records Service History AVCC Locator

Service Status: Active Position: BOSS: BOSS Volunteer

Period Hours: 0.00 + Certified Hours: 0.00 Submitted Hours: 0.00 Rejected Hours: 0.00

October 2021

| Sunday | Monday | Tuesday | Wednesday | Thursday | Friday | Saturday |
|--------|--------|---------|-----------|----------|--------|----------|
| 26 | 27 | 28 | 29 | 30 | 1 | 2 |
| 3 | 4 | 5 | 6 | 7 | 8 | 9 |
| 10 | 11 | 12 | 13 | 14 | 15 | 16 |
| 17 | 18 | 19 | 20 | 21 | 22 | |
| 24 | 25 | 26 | 27 | 28 | 29 | 30 |
| 31 | 1 | 2 | 3 | 4 | 5 | 6 |

FAQ Try VMIS Lite Chat now About

Click the Day that you wish to log your hours for
For this tutorial I am going to select the 16th of October

The screenshot shows the VMIS interface with a calendar grid in the background. A modal window titled "Enter Daily Hours - 16 October 2021" is open. The form contains the following fields:

- Hours***: A dropdown menu with the value "3".
- Minutes***: A dropdown menu with the value "15".
- Submitter Note**: A text area containing "Volunteering with Manna Café".
- Documentation**: A section with the text "Attach up to 3 documents." and a paperclip icon.
- Submit**: A button highlighted with a red box.
- Cancel**: A button next to the Submit button.

Below the form, there is a note: "These documents will be deleted once an administrator has reviewed them. Please keep copies of these documents for your personal record keeping."

A Information block will pop up and you will fill out the following:

Hours – this is where you can plug in how many hours you volunteered

Submitter Note – Leave a note for the BOSS Team so they know what you did that day

Click “Submit” once Complete

VMIS - Service Log

vmis.armyfamilywebportal.com/volunteer/service-log

Apps BOSS 670-1

Volunteer Management Information System

Dashboard Volunteer Service Log Applications Opportunities Records Service History AVCC Locator

Service Status: Active Position: BOSS: BOSS Volunteer

Period Hours: 0.00 + Certified Hours: 0.00 Submitted Hours: 3.25 Rejected Hours: 0.00

October 2021

| Sunday | Monday | Tuesday | Wednesday | Thursday | Friday | Saturday |
|--------|--------|---------|-----------|----------|--------|----------|
| 26 | 27 | 28 | 29 | 30 | 1 | 2 |
| 3 | 4 | 5 | 6 | 7 | 8 | 9 |
| 10 | 11 | 12 | 13 | 14 | 15 | 16 3.25 |
| 17 | 18 | 19 | 20 | 21 | 22 | |
| 24 | 25 | 26 | 27 | 28 | 29 | 30 |
| 31 | 1 | 2 | 3 | 4 | 5 | 6 |

FAQ Try VMIS Lite Chat now About

It will take you can to the calendar and you will now see that there are hours on that date, with a blue circle in the top corner of the date. This tells you that those hours are submitted, and pending approval from your BOSS Team

VMIS - Service Log

vmis.armyfamilywebportal.com/volunteer/service-log

Apps BOSS 670-1

Volunteer Management Information System

Dashboard

Service Log

Applications

Opportunities

Records

Service History

AVCC Locator

Service Status: Active

Position: BOSS: BOSS Volunteer

Period Hours: 0.00 + Certified Hours: 0.00 Submitted Hours: 3.25 Rejected Hours: 0.00

October 2021

| Sunday | Monday | Tuesday | Wednesday | Thursday | Friday | Saturday |
|--------|--------|---------|-----------|----------|--------|----------|
| 26 | 27 | 28 | 29 | 30 | 1 | 2 |
| 3 | 4 | 5 | 6 | 7 | 8 | 9 |
| 10 | 11 | 12 | 13 | 14 | 15 | 16 3.25 |
| 17 | 18 | 19 | 20 | 21 | 22 | 23 |
| 24 | 25 | 26 | 27 | 28 | 29 | 30 |
| 31 | 1 | 2 | 3 | 4 | 5 | 6 |

FAQ Try VMIS Lite Chat now About

Lets go back to the Dash board, to do this we will just click “dashboard in the top left corner”

VMIS - Dashboard

vmis.armyfamilywebportal.com/dashboard

Apps BOSS 670-1

Volunteer Management Information System

Notifications

Unread: 0 [Mark All Read](#) [Delete All](#)


You have no notifications.

My Volunteering

Log Hours 17 Oct to 23 Oct

| Position | S | M | T | W | T | F | S |
|----------------|---|---|---|---|---|---|---|
| BOSS Volunteer | | | | | | | |

Hours for October 2021



Certified: 0.00
Submitted: 3.25
Rejected: 0.00

FAQ Try VMIS Lite Chat now About

On our Dash board you will now see that under “Hours for October” you see that I have “3.25” under Submitted, which is in blue.

The screenshot shows the VMIS - Dashboard interface. At the top, there is a navigation bar with the title "Volunteer Management Information System" and a user profile for "Cody". Below this is a sidebar menu with options like "Dashboard", "Volunteer", "Service Log", "Applications", "Opportunities", "Records", "Service History", and "AVCC Locator". The main content area is divided into two sections: "Notifications" and "My Volunteering".

Notifications: A notification titled "BOSS Volunteer Hours Update" is highlighted with a red box. It includes a blue dot icon, the text "BOSS Volunteer Hours Update", the date "20 Oct 2021", and a trash icon. Above the notification, there are links for "Unread" (with a blue dot) and "Mark All Read Delete All".

My Volunteering: This section contains a "Log Hours" table and a "Hours for October 2021" donut chart, both highlighted with red boxes. The "Log Hours" table has columns for days of the week (S, M, T, W, T, F, S) and a row for "BOSS Volunteer". The donut chart shows the following data:

| Category | Value |
|-----------|-------|
| Certified | 3.25 |
| Submitted | 0.00 |
| Rejected | 0.00 |

After a few days you will see that you have a new notification that your BOSS Team approved those hours. You will see under the “hours for October” they change from “Submitted (in blue)” to “Certified (in green)” this will tell you that your BOSS Team “Approved” those hours, lets click the Service log and take a look there!

VMIS - Dashboard

vmis.armyfamilywebportal.com/dashboard

Apps BOSS 670-1

Volunteer Management Information System

Reading list Cody

Learn about this page

Dashboard

- Volunteer**
- Service Log
- Applications
- Opportunities
- Records
- Service History
- AVCC Locator

Notifications

Unread: 1 [Mark All Read](#) [Delete All](#)

| | | |
|-----------------------------|-------------|--|
| BOSS Volunteer Hours Update | 20 Oct 2021 | |
|-----------------------------|-------------|--|

My Volunteering

Log Hours

17 Oct to 23 Oct

| Position | S | M | T | W | T | F | S |
|----------------|---|---|---|---|---|---|---|
| BOSS Volunteer | | | | | | | |

Hours for October 2021

Certified: 3.25
Submitted: 0.00
Rejected: 0.00

If we now go back to “Service Log” we can see what it looks like there!

VMIS - Service Log

vmis.armyfamilywebportal.com/volunteer/service-log

Apps BOSS 670-1

Volunteer Management Information System

Dashboard Volunteer Service Log Applications Opportunities Records Service History AVCC Locator

Service Status: Active Position: BOSS: BOSS Volunteer

Period Hours: 0.00 + Certified Hours: 3.25 Submitted Hours: 0.00 Rejected Hours: 0.00

October 2021

| Sunday | Monday | Tuesday | Wednesday | Thursday | Friday | Saturday |
|--------|--------|---------|-----------|----------|--------|-----------|
| 26 | 27 | 28 | 29 | 30 | 1 | 2 |
| 3 | 4 | 5 | 6 | 7 | 8 | 9 |
| 10 | 11 | 12 | 13 | 14 | 15 | 16 3.25 ✓ |
| 17 | 18 | 19 | 20 | 21 | 22 | |
| 24 | 25 | 26 | 27 | 28 | 29 | 30 |
| 31 | 1 | 2 | 3 | 4 | 5 | 6 |

FAQ Try VMIS Lite Chat now About

We now notice that under our “16 October” date the Blue Circle has changed to a “Green Checkmark” this is a indicator that your hours have been “Approved/Certified”



**Better Opportunities
for Single Soldiers**

**This Concludes
Logging Daily Hours!**



**Better Opportunities
for Single Soldiers**

Adding Period Hours Hours

Volunteer Management Information System

U.S. ARMY VOLUNTEER CORPS
A TRADITION OF SERVICE

Volunteer Management Information System

Volunteer Management Information System (VMIS) provides tools to manage volunteerism in your military community.

[Log In](#)

OR

[Use Site as Guest](#)

Not a member? [Register](#) or [transition your account](#).

Supported browsers for AFWP Applications are Internet Explorer 11, Chrome, and Firefox. You may experience functionality and appearance differences when using the application depending on your browser version.

Go to <https://vmis.armyfamilywebportal.com/> and click “Login”

Login - CAS - Central Authentica x +

sso.armyfamilywebportal.com/cas/login?service=https%3A%2F%2Faccount.armyfamilywebportal.com


Apps BOSS 670-1 Reading list

Army Family Web Portal: Login

[← Back](#)


Welcome to the AFWP Login page! Provide your AFWP email and password to access the suite of AFWP systems (for example, ARC and VMIS). For more information, FAQs, and access to the Help Desk, visit the [AFWP Resource Center](#).

Enter your Email and Password

 [Don't have an account? Register here.](#)

Email:

Password:

 [Need to reset your password?](#)

YOU ARE ACCESSING A U.S. GOVERNMENT (USG) INFORMATION SYSTEM (IS) THAT IS PROVIDED FOR USG-AUTHORIZED USE ONLY. By using this IS (which includes any device attached to this IS), you consent to the following conditions:

The USG routinely intercepts and monitors communications on this IS for purposes including, but not limited to, penetration testing, COMSEC monitoring, network operations and defense, personnel misconduct (PM), law enforcement (LE), and counterintelligence (CI) investigations.

At any time, the USG may inspect and seize data stored on this IS.

Communications using, or data stored on, this IS are not private, are subject to routine monitoring, interception, and search, and may be disclosed or used for any USG-authorized purpose.

This IS includes security measures (e.g., authentication and access controls) to protect USG interests--not for your personal benefit or privacy.


Notwithstanding the above, using this IS does not constitute consent to PM, LE or CI investigative searching or monitoring of the content of privileged communications, or work product, related to personal representation or services by attorneys, psychotherapists, or clergy, and their assistants. Such communications and work products are private and confidential. See User Agreement for details.

Use of this system constitutes consent to monitoring for all lawful purposes.

By clicking the Login button, you agree to comply with the Terms of Use agreement.

ATTENTION: If you need to connect your Common Access Card (CAC), first ensure it is inserted before opening your browser. Then, when logging in, select the relevant certificate and enter your PIN. On the SSO page, enter your email and password (because your CAC is not yet connected). Finally, on the Account Management Dashboard page click Connect my CAC.

ATTENTION: When you are finished using all of your AFWP



Enter your Username and Password and click “Logon” and you will be directed to your “Dashboard”

VMIS - Dashboard

vmis.armyfamilywebportal.com/dashboard

Apps BOSS 670-1

Volunteer Management Information System

Reading list Cody

Learn about this page

Dashboard

Volunteer

Service Log

Applications

Opportunities

Records

Service History

AVCC Locator

Notifications

Unread: 1 [Mark All Read](#) [Delete All](#)

BOSS Volunteer Hours Update 20 Oct 2021

My Volunteering


Log Hours

17 Oct to 23 Oct

| Position | S | M | T | W | T | F | S |
|----------------|---|---|---|---|---|---|---|
| BOSS Volunteer | | | | | | | |

Hours for October 2021

Certified: 3.25
Submitted: 0.00
Rejected: 0.00



The donut chart is a dark green ring that is almost completely filled, with a small white gap at the top. This indicates that 100% of the logged hours for October 2021 are in the 'Certified' status.

On the left side I will click “Service Log”

The screenshot shows the VMIS Service Log interface. At the top, there's a navigation bar with 'Volunteer Management Information System' and a user profile for 'Cody'. Below this is a sidebar with menu items: Dashboard, Volunteer, Service Log, Applications, Opportunities, Records, Service History, and AVCC Locator. The main content area is titled 'Service Log' and includes filters for 'Service Status' (Active) and 'Position' (BOSS: BOSS Volunteer). A summary bar shows 'Period Hours: 0.00 +' (highlighted with a red box), 'Certified Hours: 3.25', 'Submitted Hours: 0.00', and 'Rejected Hours: 0.00'. Below this is a calendar for October 2021. The calendar shows dates from 26 to 6. On October 16, there is a green checkmark and the number '3.25' in the Saturday cell. On October 20, there is a green highlight in the Wednesday cell. At the bottom of the page, there are links for 'FAQ', 'Try VMIS Lite', 'Chat now', and 'About'.

Let's say that for September, I forgot to add hours for a few different hours. The VMIS System will not allow you to log hours for the previous month, as there is a cut off. So we are going to have to "log a period"
On our Calendar, you will see "Period" with a (+) next to it. We are going to click the +

VMIS - Service Log

vmis.armyfamilywebportal.com/volunteer/service-log

Apps BOSS 670-1

Volunteer Management Information System

Dashboard Volunteer Service Log Applications Opportunities Records Service History AVCC Locator

Service Status: Active

Enter Period Hours - October 2021

Hours* 13 Minutes* 0

Submitter Note*

- 9-11 (Memorial 5K, 5.5 Hours)
- 9-18 (Loaves and Fishes, 2.5 Hours)
- 9-21 (BOSS Meeting, 2 Hours)
- 9-25 (Manna Café, 3 Hours)

Documentation

Attach up to 3 documents.

These documents will be deleted once an administrator has reviewed them. Please keep copies of these documents for your personal record keeping.

Submit Cancel

Calendar: Sunday 26, Monday 27, Thursday 1, Friday 2, Saturday 3, 4, 8, 9, 10, 11, 15, 16, 17, 18, 22, 23, 24, 25, 29, 30, 31, 1, 6. Total: 3.25

A Information block will pop up and you will fill out the following:

Hours – this is where you can plug in how many hours you volunteered

Submitter Note – Leave a note for the BOSS Team so they know what you did and what date it was.

Click “Submit” once Complete

VMIS - Service Log

vmis.armyfamilywebportal.com/volunteer/service-log

Apps BOSS 670-1

Volunteer Management Information System

Dashboard

VMIS / SERVICE LOG

Service Log

Applications

Opportunities

Records

Service History

AVCC Locator

Service Status: Active

Position: BOSS: BOSS Volunteer

Period Hours: 13.00

Certified Hours: 3.25

Submitted Hours: 13.00

Rejected Hours: 0.00

October 2021

| Sunday | Monday | Tuesday | Wednesday | Thursday | Friday | Saturday |
|--------|--------|---------|-----------|----------|--------|-----------|
| 26 | 27 | 28 | 29 | 30 | 1 | 2 |
| 3 | 4 | 5 | 6 | 7 | 8 | 9 |
| 10 | 11 | 12 | 13 | 14 | 15 | 16 3.25 ✓ |
| 17 | 18 | 19 | 20 | 21 | 22 | 23 |
| 24 | 25 | 26 | 27 | 28 | 29 | 30 |
| 31 | 1 | 2 | 3 | 4 | 5 | 6 |

FAQ Try VMIS Lite

Chat now

About

We now see that the “13 Hours” is populated under “Period”

Now lets head back to the Dashboard

VMIS - Dashboard

vmis.armyfamilywebportal.com/dashboard

Apps BOSS 670-1

Volunteer Management Information System

Reading list Cody

Learn about this page

Dashboard

Volunteer

Service Log

Applications

Opportunities

Records

Service History

AVCC Locator

Notifications

Unread: 0 [Mark All Read](#) [Delete All](#)

You have no notifications.


My Volunteering

Log Hours 17 Oct to 23 Oct

| Position | S | M | T | W | T | F | S |
|----------------|---|---|---|---|---|---|---|
| BOSS Volunteer | | | | | | | |

Hours for October 2021

Certified: 3.25
Submitted: 13.00
Rejected: 0.00



FAQ Try VMIS Lite

Chat now About

You now see that under “Hours for October 2021” I have a new “Circle” with those “13 hours” under “submitted:

VMIS - Dashboard

vmis.armyfamilywebportal.com/dashboard

Apps BOSS 670-1

Volunteer Management Information System

Cody

Learn about this page

Dashboard

- Volunteer
- Service Log**
- Applications
- Opportunities
- Records
- Service History
- AVCC Locator

Notifications

Unread: 1

Mark All Read Delete All

- BOSS Volunteer Hours Update 20 Oct 2021

My Volunteering

Log Hours

17 Oct to 23 Oct

| Position | S | M | T | W | T | F | S |
|----------------|---|---|---|---|---|---|---|
| BOSS Volunteer | | | | | | | |

Hours for October 2021

Certified: 16.25
Submitted: 0.00
Rejected: 0.00

After a few days, you will see that you have a new notification on your dashboard that you are BOSS Team approved those hours. You will see under the “hours for October” they change from “Submitted (in blue)” to “Certified (in green)” this will tell you that your BOSS Team “Approved” those hours, lets click the Service log and take a look there!

VMIS - Service Log

vmis.armyfamilywebportal.com/volunteer/service-log

Apps BOSS 670-1

Volunteer Management Information System

Reading list Cody

Dashboard Volunteer Service Log Applications Opportunities Records Service History AVCC Locator

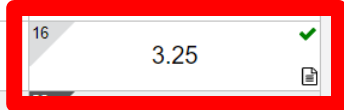
Service Status: Active Position: BOSS: BOSS Volunteer

Period Hours: 13.00 ✓ Certified Hours: 16.25 Submitted Hours: 0.00 Rejected Hours: 0.00

October 2021

| Sunday | Monday | Tuesday | Wednesday | Thursday | Friday | Saturday |
|--------|--------|---------|-----------|----------|--------|-----------|
| 26 | 27 | 28 | 29 | 30 | 1 | 2 |
| 3 | 4 | 5 | 6 | 7 | 8 | 9 |
| 10 | 11 | 12 | 13 | 14 | 15 | 16 3.25 ✓ |
| 17 | 18 | 19 | 20 | 21 | 22 | |
| 24 | 25 | 26 | 27 | 28 | 29 | 30 |
| 31 | 1 | 2 | 3 | 4 | 5 | 6 |

FAQ Try VMIS Lite Chat now About



We now notice that under our “Period” date the Blue Circle has changed to a “Green Checkmark” this is an indicator that your hours have been “Approved/Certified”



**Better Opportunities
for Single Soldiers**

**This Concludes
Logging Period Hours!**



**Better Opportunities
for Single Soldiers**

Pulling Hours History Report

Volunteer Management Information System

U.S. ARMY VOLUNTEER CORPS
A TRADITION OF SERVICE

Volunteer Management Information System

Volunteer Management Information System (VMIS) provides tools to manage volunteerism in your military community.

[Log In](#)

OR

[Use Site as Guest](#)

Not a member? [Register](#) or [transition your account](#).

Supported browsers for AFWP Applications are Internet Explorer 11, Chrome, and Firefox. You may experience functionality and appearance differences when using the application depending on your browser version.

Go to <https://vmis.armyfamilywebportal.com/> and click “Login”

Login - CAS - Central Authentica x +

sso.armyfamilywebportal.com/cas/login?service=https%3A%2F%2Faccount.armyfamilywebportal.com


Apps BOSS 670-1 Reading list

Army Family Web Portal: Login

[← Back](#)


Welcome to the AFWP Login page! Provide your AFWP email and password to access the suite of AFWP systems (for example, ARC and VMIS). For more information, FAQs, and access to the Help Desk, visit the [AFWP Resource Center](#).

Enter your Email and Password

 [Don't have an account? Register here.](#)

Email:

Password:

 [Need to reset your password?](#)

YOU ARE ACCESSING A U.S. GOVERNMENT (USG) INFORMATION SYSTEM (IS) THAT IS PROVIDED FOR USG-AUTHORIZED USE ONLY. By using this IS (which includes any device attached to this IS), you consent to the following conditions:

The USG routinely intercepts and monitors communications on this IS for purposes including, but not limited to, penetration testing, COMSEC monitoring, network operations and defense, personnel misconduct (PM), law enforcement (LE), and counterintelligence (CI) investigations.

At any time, the USG may inspect and seize data stored on this IS.

Communications using, or data stored on, this IS are not private, are subject to routine monitoring, interception, and search, and may be disclosed or used for any USG-authorized purpose.

This IS includes security measures (e.g., authentication and access controls) to protect USG interests--not for your personal benefit or privacy.


Notwithstanding the above, using this IS does not constitute consent to PM, LE or CI investigative searching or monitoring of the content of privileged communications, or work product, related to personal representation or services by attorneys, psychotherapists, or clergy, and their assistants. Such communications and work products are private and confidential. See User Agreement for details.

Use of this system constitutes consent to monitoring for all lawful purposes.

By clicking the Login button, you agree to comply with the Terms of Use agreement.

ATTENTION: If you need to connect your Common Access Card (CAC), first ensure it is inserted before opening your browser. Then, when logging in, select the relevant certificate and enter your PIN. On the SSO page, enter your email and password (because your CAC is not yet connected). Finally, on the Account Management Dashboard page click Connect my CAC.

ATTENTION: When you are finished using all of your AFWP



Enter your Username and Password and click “Logon” and you will be directed to your “Dashboard”

VMIS - Dashboard

vmis.armyfamilywebportal.com/dashboard

Apps BOSS 670-1

Volunteer Management Information System

Reading list Cody

Learn about this page

Dashboard

Volunteer

Service Log

Applications

Opportunities

Records

Service History

AVCC Locator

Notifications

Unread: 1 [Mark All Read](#) [Delete All](#)

BOSS Volunteer Hours Update 20 Oct 2021

My Volunteering


Log Hours

17 Oct to 23 Oct

| Position | S | M | T | W | T | F | S |
|----------------|---|---|---|---|---|---|---|
| BOSS Volunteer | | | | | | | |

Hours for October 2021

Certified: 16.25
Submitted: 0.00
Rejected: 0.00



Click “Service History” on the left Side

VMIS - Service History

vmis.armyfamilywebportal.com/volunteer/service-history

Apps BOSS 670-1

Volunteer Management Information System

Dashboard Volunteer Service Log Applications Opportunities Records Service History AVCC Locator

Service History

AVC and Private Organization Positions

| Position | Organization | Community | Start Date | End Date | Status | Certified Hours |
|-----------------------------|--|---------------|------------|------------|----------|-----------------|
| BOSS Volunteer | Better Opportunity for Single Soldiers | Fort Jackson | 07/20/2019 | 07/09/2021 | Active | 2,383.50 |
| Adventure Programs | MWR Outdoor Recreation | Fort Campbell | 05/20/2017 | 05/02/2019 | Finished | 442.00 |
| BOSS Volunteer | BOSS | Fort Campbell | 09/01/2016 | 03/21/2019 | Finished | 850.50 |
| Assistant Leader | Cub Scout Pack 461 | Lewis-McChord | 09/05/2014 | 03/14/2015 | Finished | 68.00 |
| EFMP Special Events | Exceptional Family Member Program (EFMP) | Lewis-McChord | 08/01/2014 | 08/31/2014 | Finished | 60.00 |
| Youth Sports Coach | Sports and Fitness (S&F) | Lewis-McChord | 04/01/2013 | 04/30/2016 | Finished | 1,050.00 |
| GENERAL VOLUNTEER | BOSS | Lewis-McChord | 03/31/2013 | 06/30/2018 | Finished | 456.50 |
| BOSS Public affairs Officer | Better Opportunity for Single Soldiers | Fort Jackson | N/A | N/A | Finished | 0.00 |

Non-AVC Positions

| Position | Organization | Community | Start Date | End Date | Status | Certified Hours |
|--------------------|--------------|-----------|------------|----------|--------|-----------------|
| No data to display | | | | | | |

Annual Hours Record

| Year | Certified AVC Hours | Certified Non-AVC Hours | Total Certified Hours |
|------|---------------------|-------------------------|-----------------------|
| 2021 | 404.50 | 0.00 | 404.50 |
| 2020 | 1,214.00 | 0.00 | 1,214.00 |
| 2019 | 947.00 | 0.00 | 947.00 |
| 2018 | 831.00 | 0.00 | 831.00 |
| 2017 | 194.50 | 0.00 | 194.50 |
| 2016 | 215.00 | 0.00 | 215.00 |
| 2015 | 475.00 | 0.00 | 475.00 |
| 2014 | 813.00 | 0.00 | 813.00 |

FAQ Try VMIS Lite Chat now About

Here you will see all of your hour's history populate. If you need to show your hours history, we are going to scroll to the bottom

VMIS - Service History

vmis.armyfamilywebportal.com/volunteer/service-history

Apps BOSS 670-1 Reading list

Volunteer Management Information System Cody

Dashboard

Volunteer

| Position | Organization | Community | Start Date | End Date | Status | Certified Hours |
|-----------------------------|--|---------------|------------|------------|----------|-----------------|
| BOSS Volunteer | Better Opportunity for Single Soldiers | Fort Jackson | 07/20/2019 | 07/09/2021 | Active | 2,383.50 |
| Adventure Programs | MWR Outdoor Recreation | Fort Campbell | 05/20/2017 | 05/02/2019 | Finished | 442.00 |
| BOSS Volunteer | BOSS | Fort Campbell | 09/01/2016 | 03/21/2019 | Finished | 850.50 |
| Assistant Leader | Cub Scout Pack 461 | Lewis-McChord | 09/05/2014 | 03/14/2015 | Finished | 68.00 |
| EFMP Special Events | Exceptional Family Member Program (EFMP) | Lewis-McChord | 08/01/2014 | 08/31/2014 | Finished | 60.00 |
| Youth Sports Coach | Sports and Fitness (S&F) | Lewis-McChord | 04/01/2013 | 04/30/2016 | Finished | 1,050.00 |
| GENERAL VOLUNTEER | BOSS | Lewis-McChord | 03/31/2013 | 06/30/2018 | Finished | 456.50 |
| BOSS Public affairs Officer | Better Opportunity for Single Soldiers | Fort Jackson | N/A | N/A | Finished | 0.00 |

Non-AVC Positions

| Position | Organization | Community | Start Date | End Date | Status | Certified Hours |
|--------------------|--------------|-----------|------------|----------|--------|-----------------|
| No data to display | | | | | | |

Annual Hours Record

| Year | Certified AVC Hours | Certified Non-AVC Hours | Total Certified Hours |
|------|---------------------|-------------------------|-----------------------|
| 2021 | 404.50 | 0.00 | 404.50 |
| 2020 | 1,214.00 | 0.00 | 1,214.00 |
| 2019 | 947.00 | 0.00 | 947.00 |
| 2018 | 831.00 | 0.00 | 831.00 |
| 2017 | 194.50 | 0.00 | 194.50 |
| 2016 | 215.00 | 0.00 | 215.00 |
| 2015 | 475.00 | 0.00 | 475.00 |
| 2014 | 813.00 | 0.00 | 813.00 |
| 2013 | 216.50 | 0.00 | 216.50 |

Download DA 4713 Download DA 4162

FAQ Try VMIS Lite Chat now About

Click "Download DA 4162"

The screenshot shows a Windows 'Save As' dialog box overlaid on a web application. The dialog box is titled 'Save As' and shows the current path as 'This PC > Desktop > VMIS'. The file name is 'Mackall, Cody DA 4162' and the save type is 'Adobe Acrobat Document'. The 'Save' button is highlighted with a red box. The background web application shows a table of community data and a summary table for 'Cody'.

| Community | Start Date | End Date | Status | Certified Hours |
|---------------|------------|------------|----------|-----------------|
| Fort Jackson | 07/20/2019 | 07/09/2021 | Active | 2,303.50 |
| Fort Campbell | 05/20/2017 | 05/02/2019 | Finished | 442.00 |
| Fort Campbell | 09/01/2016 | 03/21/2019 | Finished | 850.50 |
| Lewis-McChord | 09/05/2014 | 03/14/2015 | Finished | 60.00 |
| Lewis-McChord | 08/01/2011 | 08/31/2014 | Finished | 60.00 |
| Lewis-McChord | 04/01/2013 | 04/30/2016 | Finished | 1,050.00 |
| Lewis-McChord | 03/31/2013 | 06/30/2018 | Finished | 456.50 |
| Fort Jackson | N/A | N/A | Finished | 0.00 |

| Year | Certified AVC Hours | Certified Non-AVC Hours | Total Certified Hours |
|------|---------------------|-------------------------|-----------------------|
| 2021 | 404.50 | 0.00 | 404.50 |
| 2020 | 1,214.00 | 0.00 | 1,214.00 |
| 2019 | 947.00 | 0.00 | 947.00 |
| 2018 | 831.00 | 0.00 | 831.00 |
| 2017 | 194.50 | 0.00 | 194.50 |
| 2016 | 215.00 | 0.00 | 215.00 |
| 2015 | 475.00 | 0.00 | 475.00 |
| 2014 | 813.00 | 0.00 | 813.00 |
| 2013 | 216.50 | 0.00 | 216.50 |

Select the Folder where you would like to Save the Document, and Click Save

VOLUNTEER SERVICE RECORD
For use of this form, see AR 608-1; the proponent agency is OACSIM.

PRIVACY ACT STATEMENT

AUTHORITY: 5 USC Section 301, Department Regulations; 10 USC Section 3013, Secretary of the Army, and Army Regulation 608-1, Army Community Service Center.

PRINCIPAL PURPOSE: To record essential background information on volunteers to assist in determining qualifications and task assignments. To maintain record of positions held, hours volunteered, training and awards received.

ROUTINE USES: None. The "Blanket Routine Uses" set forth at the beginning of the Army's Complications of System of Records Notices apply to this system.

DISCLOSURE: Voluntary. However, failure to provide the requested information may exclude you from participating in the Army Community Service Volunteer Program.

INSTRUCTIONS: Upon resignation, retirement or transfer, the original of this record will be furnished for the personal file of the volunteer and a duplicate will be maintained at the organization for at least three years. In case of transfer, a duplicate record will be furnished to the gaining organization upon request of the volunteer.

1. NAME OF VOLUNTEER (Last, First, MI)
Mackall, Cody, A

2. HOME ADDRESS (Street, City, State and ZIP Code)

3. EMAIL ADDRESS
cody_a.mackall.mil@mail.mil

4. TELEPHONE NUMBERS
a. HOME
b. WORK
c. FAX
d. Cell

5. SEX

6. DATE OF BIRTH (YYYYMMDD)
1992-08-10

7a. SPONSOR NAME 7b. SPONSOR UNIT ADDRESS

8. Mark all the demographic data that applies to the volunteer. Family members of service members should indicate the branch of service and status of the sponsor.

SERVICE MEMBER ARMY AIR FORCE NAVY MARINE
 CIVILIAN EMPLOYEE (APF and IJAF) OFFICER ENLISTED
 ADULT FAMILY MEMBER ACTIVE DUTY RETIRED
 YOUTH FAMILY MEMBER (Under age 18 and unmarried) RESERVE GUARD
 CIVILIAN (Not connected with the military) DECEASED

9. CHILDREN AT HOME
 NONE PRESCHOOL IN SCHOOL

10. INITIAL COMMITMENT

11. EDUCATION

12. WORK EXPERIENCE

13. VOLUNTEER EXPERIENCE

DA FORM 4162, JUL 2003 (REPLICA) Page 1 of 2

14. SPECIAL SKILLS, INTEREST, HOBBIES

15. POSITIONS HELD

| START DATE (YYYYMMDD) | TYPE OF POSITION | END DATE (YYYYMMDD) |
|-----------------------|---------------------|---------------------|
| 2019-07-20 | BOSS Volunteer | 2021-07-09 |
| 2017-05-20 | Adventure Programs | 2019-05-02 |
| 2016-09-01 | BOSS Volunteer | 2019-03-21 |
| 2013-03-31 | GENERAL VOLUNTEER | 2018-06-30 |
| 2013-04-01 | Youth Sports Coach | 2016-04-30 |
| 2014-09-05 | Assistant Leader | 2015-03-14 |
| 2014-08-01 | EFMP Special Events | 2014-08-31 |

16. AWARDS AND SPECIAL RECOGNITION

| START DATE (YYYYMMDD) | TYPE OF AWARD | PRESENTED AT |
|-----------------------|---------------|--------------|
| | | |
| | | |
| | | |
| | | |
| | | |

17. TRAINING

| DATE (YYYYMMDD) | TYPE OF TRAINING | HOURS COMPLETED |
|-----------------|------------------|-----------------|
| | | |
| | | |
| | | |
| | | |
| | | |

18. VOLUNTEER ANNUAL HOUR RECORD

| YEAR | 2021 | 2020 | 2019 | 2018 | 2017 | 2016 | 2015 | 2014 | 2013 | | | | | |
|-------|-------|------|------|------|-------|------|------|------|-------|--|--|--|--|--|
| HOURS | 404.5 | 1214 | 947 | 831 | 184.5 | 215 | 475 | 813 | 216.5 | | | | | |

19a. SIGNATURE
Cody A. Mackall

19b. DATE (YYYYMMDD)
20211020

DA FORM 4162, JUL 2003 (REPLICA) Page 2 of 2

Search tools

Certificates

Prepare Form

Edit PDF

Fill & Sign

More Tools

Get e-signatures fast

Send PDFs for signing. Recipients sign online without Acrobat.

[Request Signatures](#)

Find your DA 4162 and open it, print it and you will sign the bottom of the second page.



**Better Opportunities
for Single Soldiers**

**This Concludes
Pulling Hours History Report**